Fq žC

Sf5”F3 3

/p

¸)å p " T†9–RžP

LÅK

¸ ¸

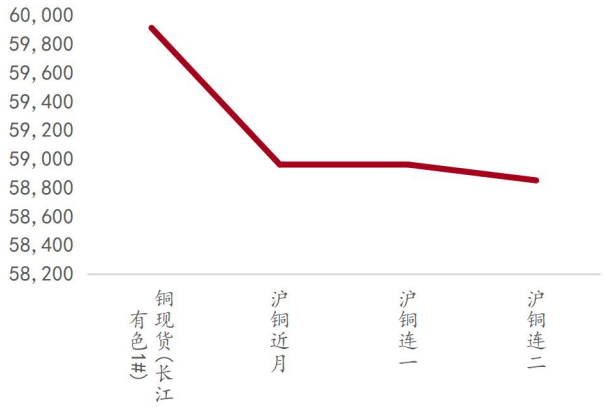
60,000
59,800
59,600
59,400
59,200
59,000
58,800
58,600
58,400
58,200
铜现货(长江有色1#)
沪铜近月
沪铜连一
沪铜连二

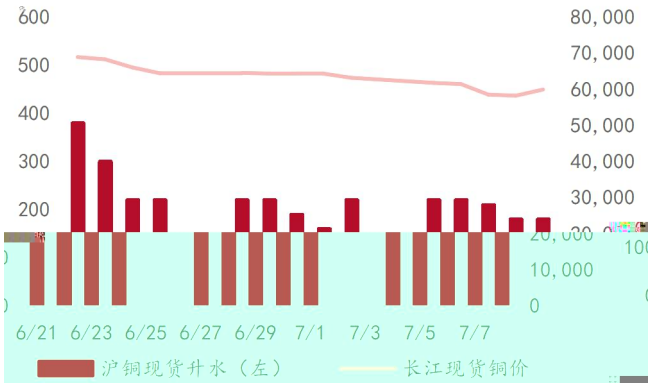
600
500
400
300
200
80,000
70,000
60,000
50,000
40,000
30,000
20,000
10,000
0
6/21
6/23
6/25
6/27
6/29
7/1
7/3
7/5
7/7
沪铜现货升水（左）
长江现货铜价

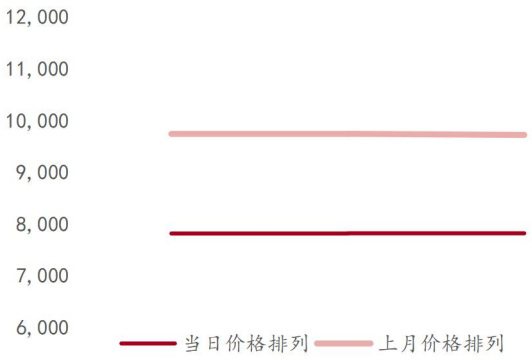
12,000
11,000
10,000
9,000
8,000
7,000
6,000
当日价格排列
上月价格排列


20
0
(20)
(40)
(60)
(80)
(100)
9,500
9,000

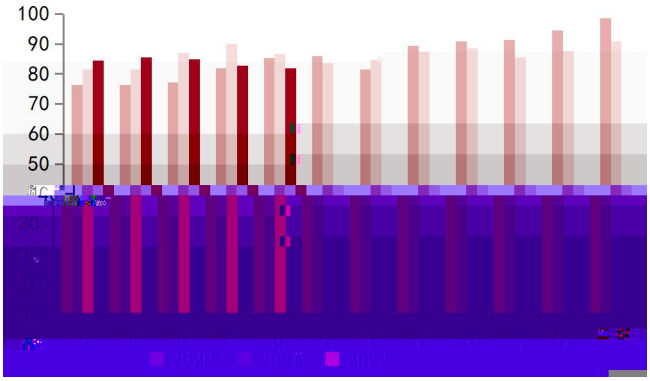
100
90
80
70
60
50
30

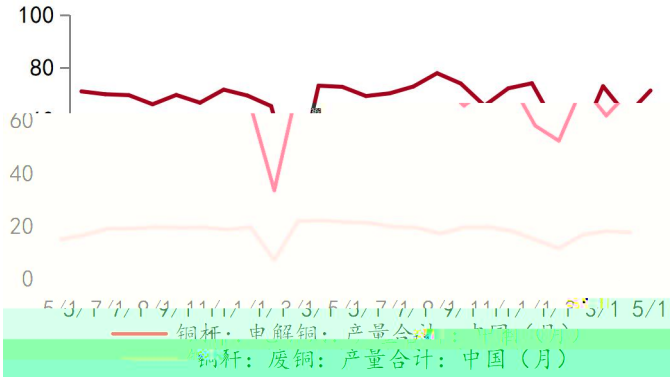
100
80
60
40
20
0
铜杯：申解铜：产量合计：中国（月）
铜杆：废铜：产量合计：中国（月）

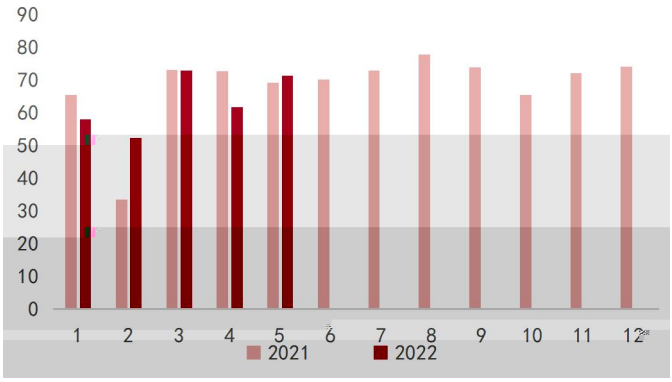
90
80
70
60
50
40
30
20
10
0
1 2 3 4 5 6 7 8 9 10 11 12
2021
2022

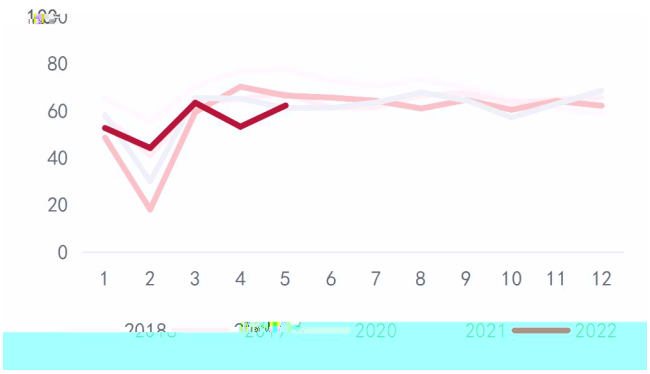
80
60
40
20
0
1 2 3 4 5 6 7 8 9 10 11 12
2020
2021
2022

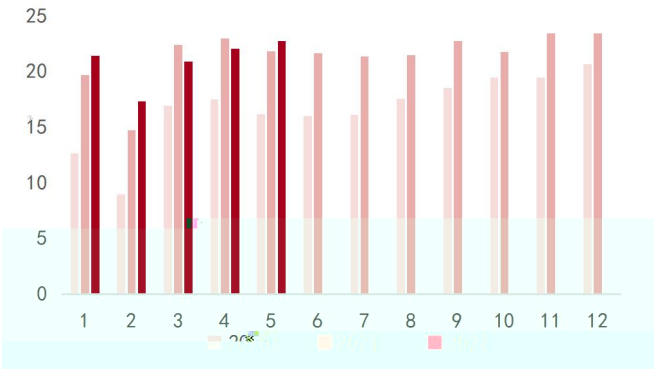
25
20
15
10
5
0
1 2 3 4 5 6 7 8 9 10 11 12

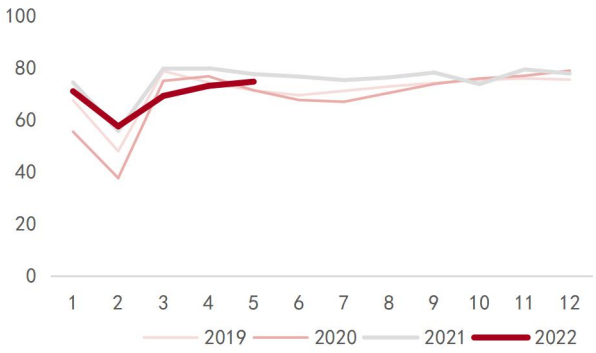
100
80
60
40
20
0
1 2 3 4 5 6 7 8 9 10 11 12
2019
2020
2021
2022


15
10
5
0

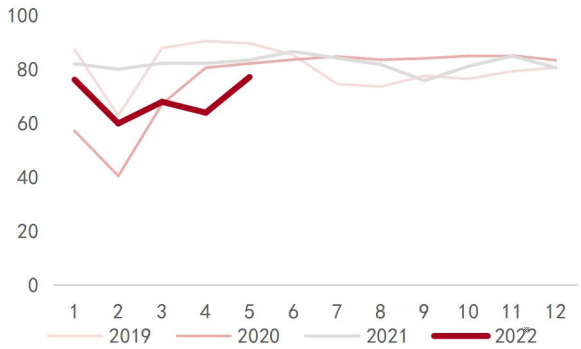
100
80
60
40
20
0
1 2 3 4 5 6 7 8 9 10 11 12
2019
2020
2021
2022

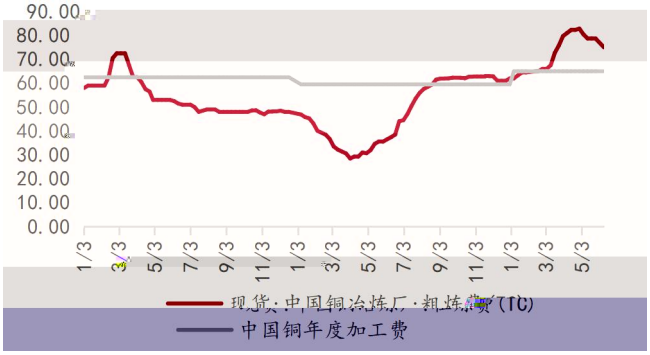
90.00
80.00
70.00
60.00
50.00
40.00
30.00
20.00
10.00
0.00
1/3
3/3
5/3
7/3
9/3
11/3
1/3
3/3
5/3
7/3
9/3
11/3
1/3
3/3
5/3
现货:中国铜冶炼厂:粗炼费(TC)
中国铜年度加工费

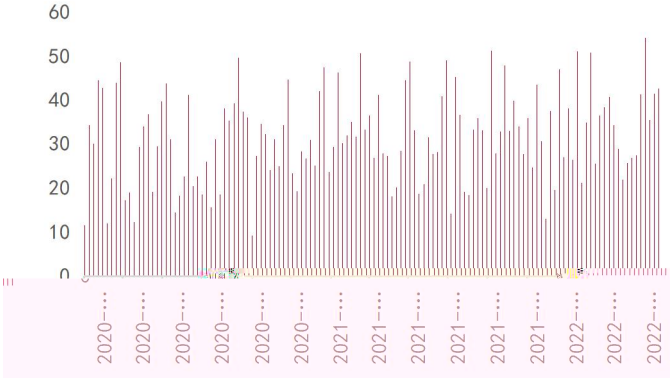
60
50
40
30
20
10
0
2020-...
2020-...
2020-...
2020-...
2020-...
2020-...
2021-...
2021-...
2021-...
2021-...
2021-...
2021-...
2022-...
2022-...
2022-...


400000
300000

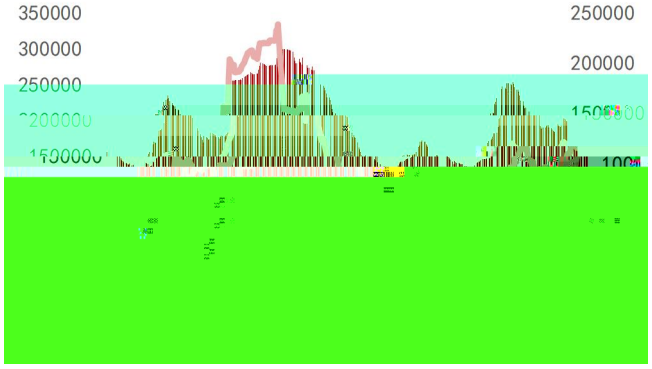
350000
300000
250000
250000
200000


900,000
800,000
700,000

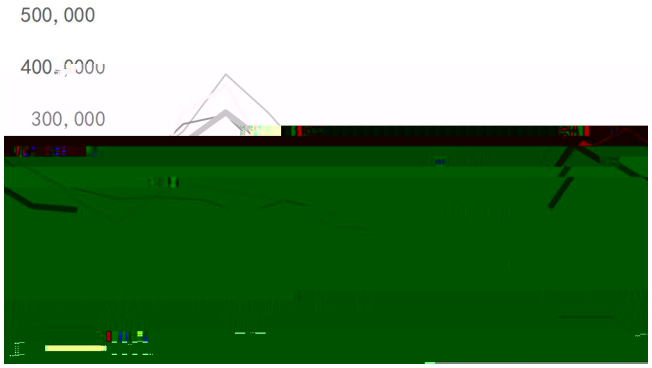
500,000
400,000
300,000

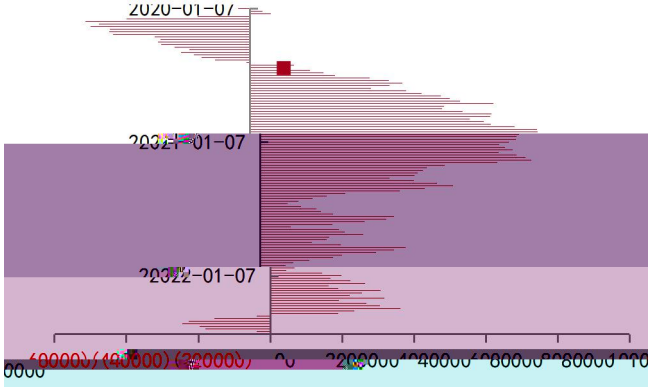
2020-01-07
2021-01-07
2022-01-07

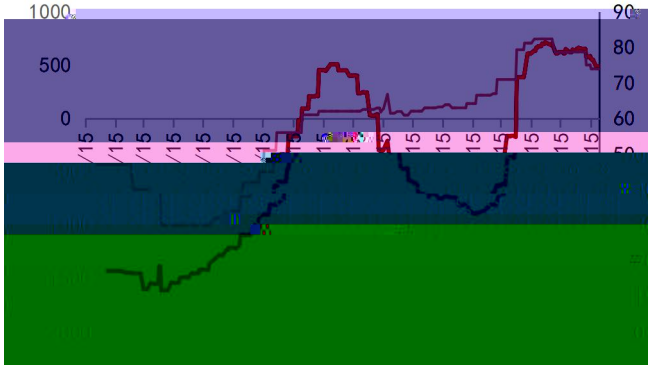
1000
500
0
90
80
70
60

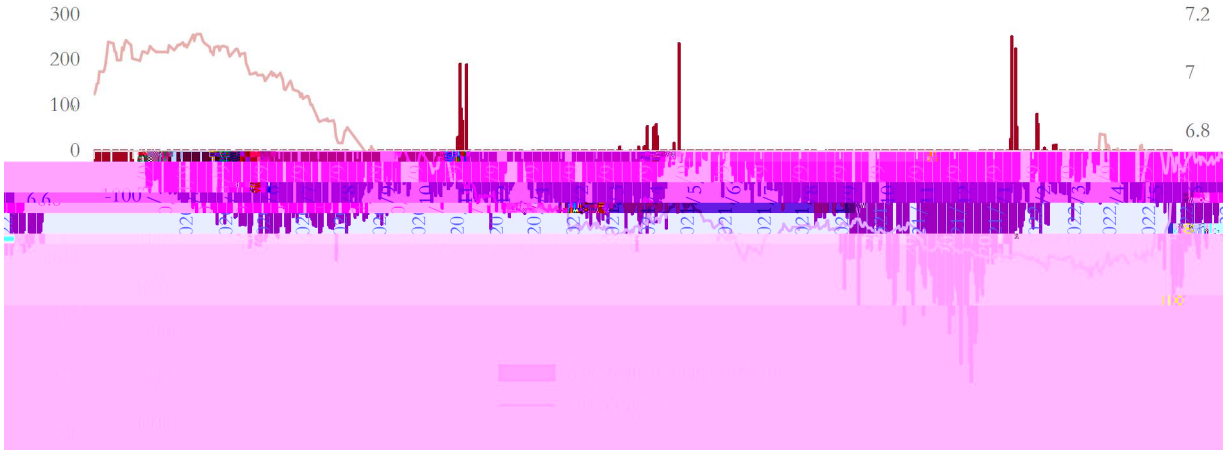
300
200
100
0
7.2
7
6.8

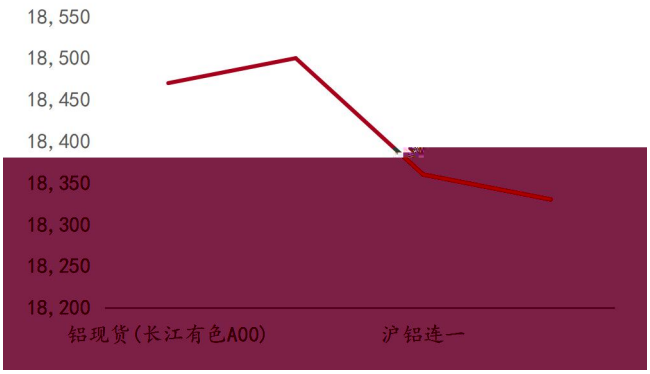
18,550
18,500
18,450
18,400
18,350
18,300
18,250
18,200
铝现货(长江有色A00)
沪铝连一

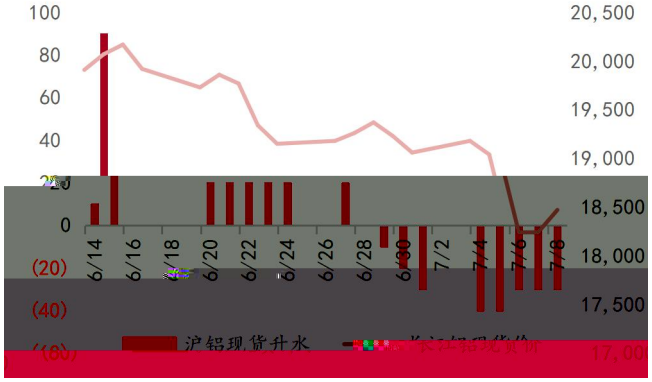
100
80
60
40
0
(20)
(40)
20,500
20,000
19,500
19,000
18,500
18,000
17,500
6/14
6/16
6/18
6/20
6/22
6/24
6/26
6/28
7/2
沪铝现货升水


2,800
2,700
2,600
2,500

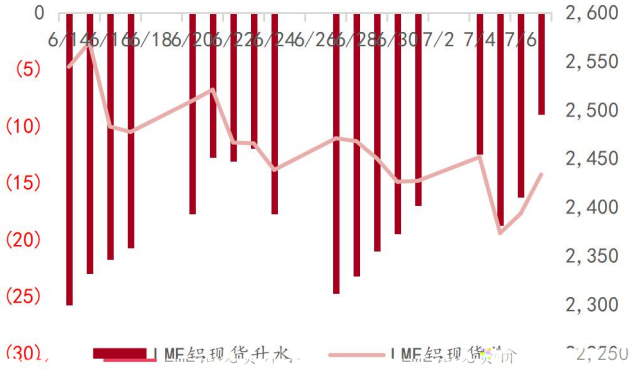
0
(5)
(10)
(15)
(20)
(25)
(30)
2,600
2,550
2,500
2,450
2,400
2,350
2,300
LME铝现货升水

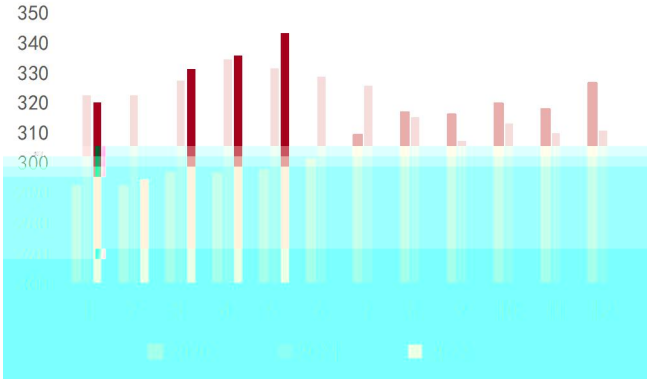
350
340
330
320
310


600
500
400
300
200

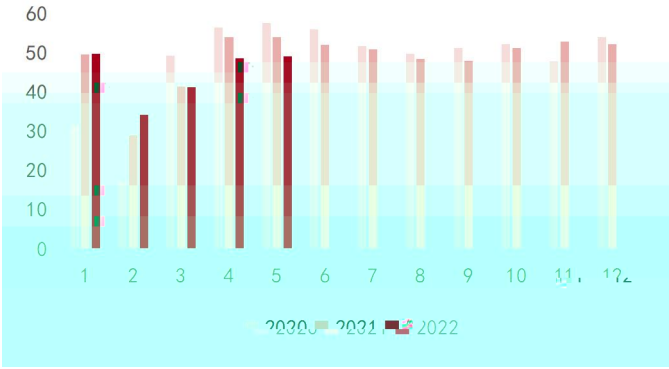
60
50
40
30
20
10
0
1 2 3 4 5 6 7 8 9 10 11 12
2020 2021 2022

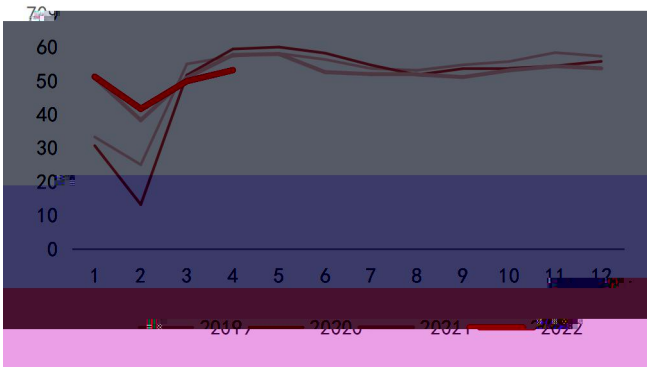
60
50
40
30
20
10
0
1 2 3 4 5 6 7 8 9 10 11 12
2019 2020 2021 2022

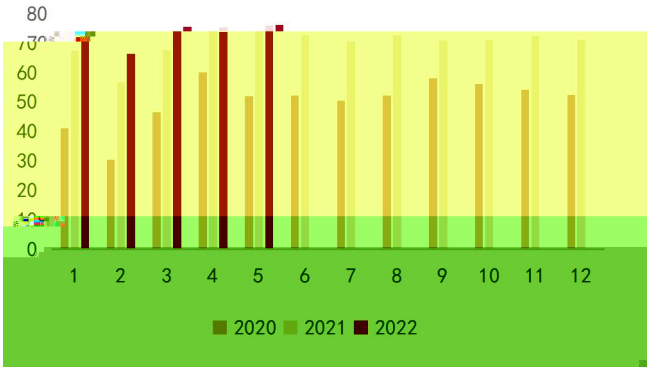
80
60
50
40
30
20
0
1 2 3 4 5 6 7 8 9 10 11 12
2020 2021 2022

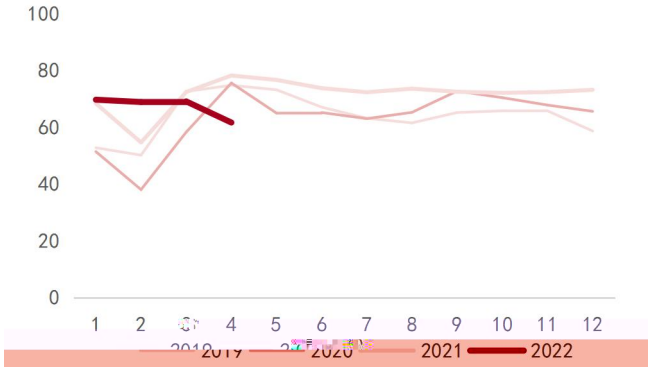
100
80
60
40
20
0
1 2 3 4 5 6 7 8 9 10 11 12
2021 2022

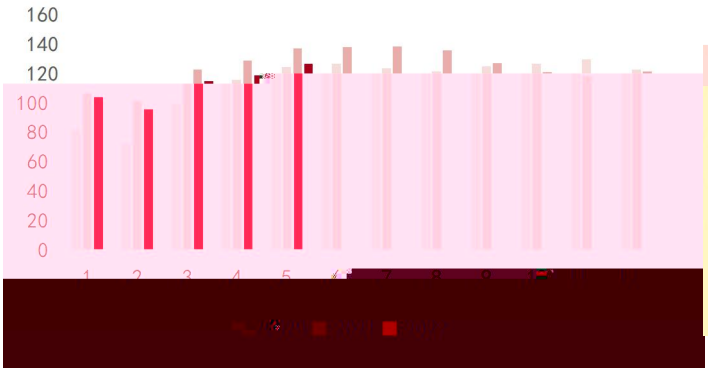
160
140
120
100
80
60
40
20
0

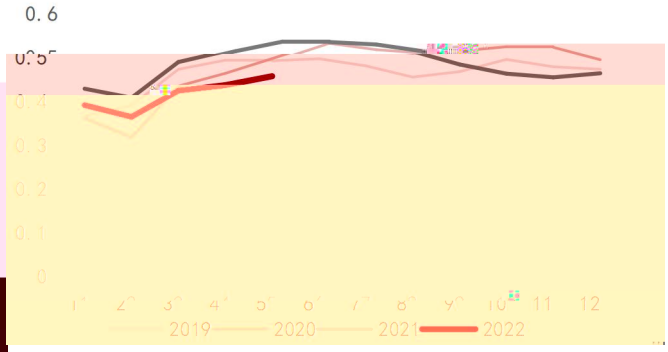
0.6
0.3
0.2
0.1
0
11 12
2019 2020 2021 2022

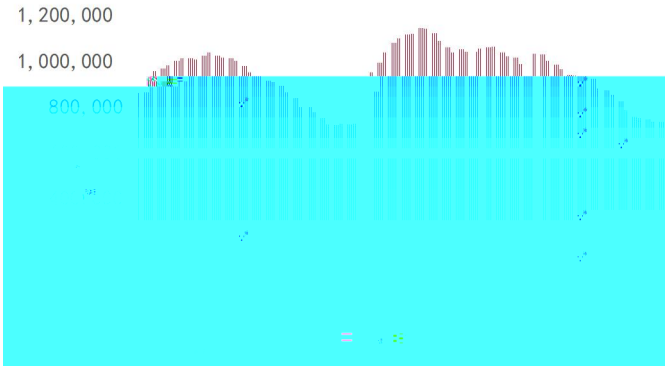
1, 200, 000
1, 000, 000
800, 000

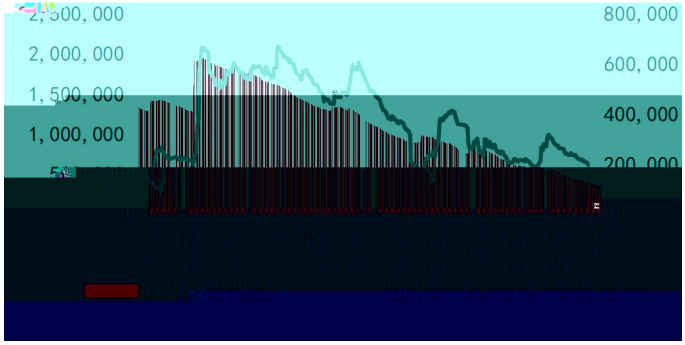
2, 500, 000
2, 000, 000
1, 500, 000
1, 000, 000
800, 000
600, 000
400, 000

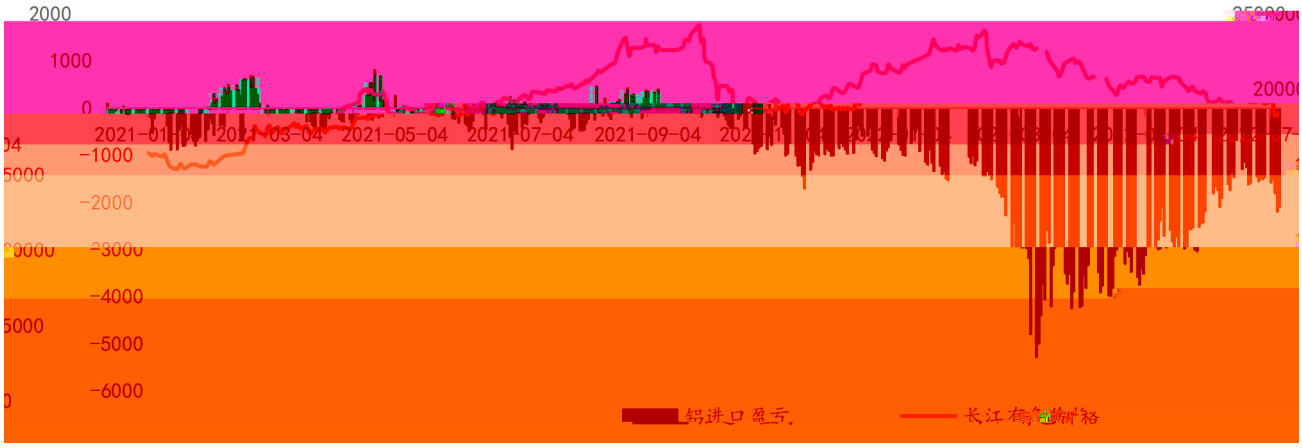
2000
1000
0
-1000
-2000
-3000
-4000
-5000
-6000
2021-03-04
2021-05-04
2021-07-04
2021-09-04
铝进口盈亏
长江有色铝价格

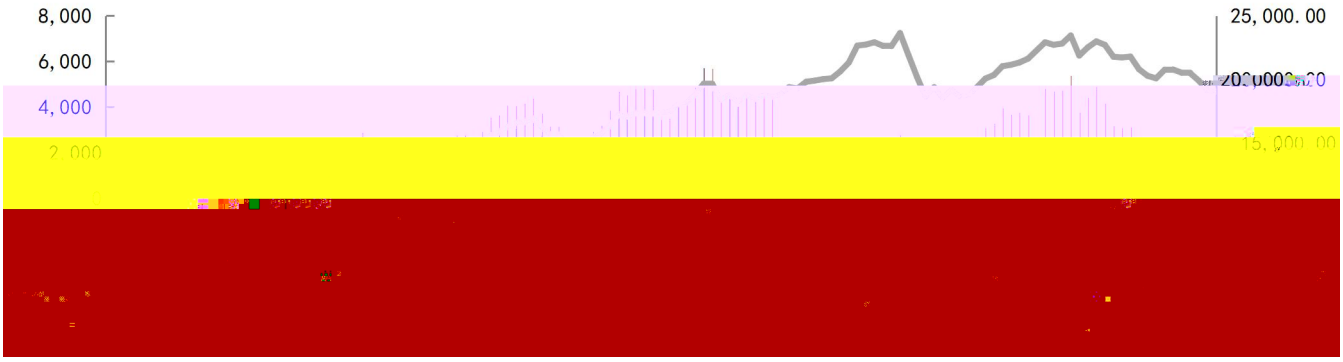
8, 000
6, 000
4, 000
2, 000
25, 000. 00
15, 000. 00